

1

Courthouse Security Keys to Protection

Terry Baxter
Law Enforcement and Safety Specialist






1

2


So True...

Nothing becomes real, until it is experienced. It won't happen here syndrome	Change, we wait... until something has gone wrong
---	---




2

3



So What Are Threats?



3

4

Three Basic Steps

- **Step One-** A threat analysis
- **Step Two-** Conduct a site survey
- **Step Three-** Involved and effective Safety Committee

4

5

Are You A Soft Target?

• Limited law enforcement services	• Courthouses are open to public access
• Limited budgets	• No security measures or equipment
• No plans	• No awareness
• No drills or exercises	• Lacking key control
• No reporting	

5

6

In A Perfect World

• Endless engineering control budget, all the bells and whistles	• Emergency Preparedness Plans and everyone knows them
• Alarm systems	• Bullet-resistant glass with deep service counters
• Video monitoring	• Training and everyone participates
• Daily screening stations	

6

7

Being Prepared...What You Need To Know

Emergency Preparedness Plans

Participate in Training Exercises

Preventative Measures

Responsibilities

Recognize Warning Signs of Workplace Violence

7

8

Emergency Preparedness Plans

Preparing an Emergency Preparedness Plan helps **EVERYONE** to know and understand proper procedures for dealing with a particular emergency and it's aftermath

- How to report emergencies
- Evacuation
- Your responsibilities
- What steps to take when an emergency occurs

8

9

Importance of Training

The Benefits:

- Powerfully educating employees about the emergency preparedness plan and what would be expected from you for a response
- Reinforcing practices that may save lives

- Sheltering in place
- Assembly Points
- Accountability
- Lockdown/lockout
- Activating emergency response system
- What action prompts the above response

9

10

We Can Plan, We Cannot Predict

Anyone could be faced with a confrontation at anytime

You need to know how to respond...what to do

10

11

Here's What Most Plan For



11

12

So What Are We Missing?

- Bomb Threats
- Medical Emergencies
- Chemical Hazards
- Extreme Temperatures
- Infectious Diseases
- Contingency Plans

- Escapes
- Workplace Violence
- Active Shooters
- Suspicious Activity/Persons
- Cyber Breaches

12

13

So Why Prepare?

- Most events require swift action to prevent the situation from getting worse
- Education... staff on immediate risk that could pose a risk to health, property or environment
- Empowers staff to help others, themselves and keep the county safe
- Can reduces liability and workers' compensation claims
- Communication...one of the biggest components to being prepared

13

14

Workplace Violence Categories

Criminal Intent

Customer/Client

Employees (Past/Present)

Relationships

Ideal Target

14

15

What Is Threatening Behavior?

- Verbal abuse
- Indirect threats
- Direct threats
- Nonverbal threats
- Extreme threats
- Violent actions

15

16

Warning Signs...Trouble May Be Coming

- Weapon fascination
- Alcohol / drug abuse
- Severe stress
- Anguish over employment decisions
- History of violence

- Psychological deterioration
- Decreased / inconsistent job performance
- Social isolation
- Hygiene deterioration
- Personality changes

16

17

They're Here...First Amendment Auditors

A loosely knit American social movement, categorized by their own as auditors, activists or civilian journalists

- They test your knowledge to their constitutional rights
- Their belief, it promotes transparency and open government
- Educate on filming in public places

17

18

First Amendment Audits

Auditors tend to film or photograph:

- Buildings
- Staff
- Security equipment
- Access points
- Sensitive areas

Other audit scenarios:

- Auditors denied to speak during public comment periods at governing body meetings
- Asking for a form or making an open records act request

18

19

Safety Concerns

- Won't self-identify or explain their activity
- There have been reports of becoming verbally abusive toward staff
- Puts staff on edge
- Brings to light personnel, our citizens safety and building security

19

20

Keep In Mind

- Courthouses are public and many areas inside and out are open to the public
- If someone is in a public place they don't need consent to film, don't have to provide their name or state their purpose
- Don't get goaded into a confrontation
- If you have areas where public is not authorized post it and secure it
- If you are a county official or employee and in public view your consent for being filmed is not required
- There are areas such as courtrooms where filming could be disruptive, so areas should be posted no recording permitted


20

21

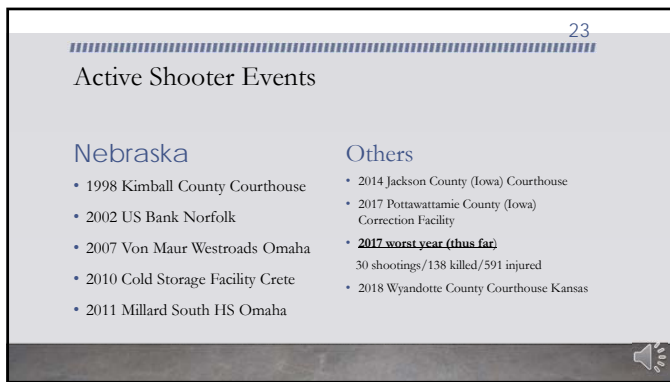
How To Handle First Amendment Auditors

- Be professional
- Be polite / courteous
- Don't subject yourself to abusive behavior...walk away
- Don't automatically lock your offices
- Most times if they don't get challenged they leave.
- The act of filming is not considered enough disruption as long as it done in a public place where public is legally allowed
- Courts have reviewed this issue and held a person filming in a public place, a place they have a right to be, does not constitute a reasonable suspicion to detain, justify identification or probable cause for arrest
- Your actions will likely be posted on social media
- Don't wait to secure or restrict an area especially when audit is occurring

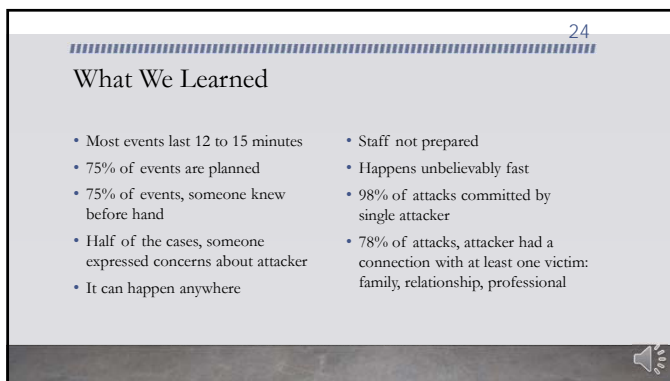
21



22



23



24

25

Emergency Equipment Training

- Fire Extinguishers
- Stop the Bleed-tourniquets
- First Aid Kits
- Automated External Defibrillator
- Bloodborne Pathogens (Personal Protective Equipment)
- Panic Alarms

25

26

After Hours Activity

- Does anyone know after-hour activity?
- Does anyone know you're in the building?
- Can access to floors, offices, areas be secured?
- Do you have a policy?
- Who is responsible for clean up?

26

27

Suspicious Packages and Mail

• DO NOT open or shake	• DO alert others
• DO NOT move	• DO report to law enforcement
• DO NOT sniff, touch or taste	• DO move away and stay clear, leave the area...distance and separation
• DO NOT step over	

27

28

What to Look For

- Foreign mail
- Air mail
- Unexpected deliveries
- Excessive postage
- Incorrect titles
- Handwritten or poorly typed
- Misspelling of common words

- Oily stains
- Discoloration on package
- Strange order
- Excessive weight
- Rigid, lopsided or uneven envelopes
- Excessive taping
- No return address

28

29

Evacuation / Shelter-In-Place

Evacuation

- Know where to assembly
- Assembly point needs to be safe from harm and safe distance from event
- Assembly points should not hamper first responders
- Secondary assembly site

Shelter-In-Place

- Safer than leaving
- Stay in location until instructed to move
- Move away from doors and windows

29

30

Where to Begin

- Identify
- Assess
- Manage
- Prevent

30

31

So How Important Is Training?

- 12/1/1997
- Heath High School, West Paducah, KY
- Student steals a gun from a neighbor, prior to stealing the gun he has never shot a real handgun in his life
- Fires eight shots-gets eight hits on eight different kids
- Five were head shots, the other three were hits to the upper torso
- The shooter practiced killing literally 1,000 of people using a point and shoot video game he played for 100 of hours

31

32

Safety Begins With You

- Plan and prepare
- Develop a plan
- Train...everyone participate
- Annually review plans
- Keep escape routes clear
- Be aware of your environment
- Don't get complacent
- Don't panic

32

33

Thank-You

Terry Baxter
Law Enforcement and Safety Specialist
terry@nirma.info
Office 402.742.9220
Cell 402.686.9332

33
